

1445826-1 ✓ ACTIVE

AMP | AMP CPC

TE Internal #: 1445826-1

Circular Power Connectors, Housing, 250 VDC, 30 – 18 AWG Wire Size, .0509 – .823 mm<sup>2</sup> Wire Size, Wire-to-Wire, 8 Position, Sealable, AMP CPC

[View on TE.com >](#)



Connectors > Power Connectors > Circular Power > Circular Power Connectors > Mini Circular Plastic Connectors (CPC)



Connector Product Type: **Housing**

Operating Voltage: **250 VDC**

Wire Size: **.0509 – .823 mm<sup>2</sup>**

Connector System: **Wire-to-Wire**

[All Mini Circular Plastic Connectors \(CPC\) \(53\)](#)

## Features

### Product Type Features

Connector Product Type	Housing
Connector System	Wire-to-Wire
Sealable	Yes
Connector & Contact Terminates To	Wire & Cable
Connector & Housing Type	Receptacle
Circular Connector Shell Type	All Plastic

### Configuration Features

Reverse Numbering	Without
Number of Positions	8
Number of Power Positions	0
Seal Type	Peripheral, Wire Entry Seal
Number of Signal Positions	8

### Electrical Characteristics



Operating Voltage	250 VAC
-------------------	---------

### Contact Features

Reverse Gender	No
----------------	----

Contact Type	Pin
--------------	-----

Contact Current Rating (Max)	5.9 A
------------------------------	-------

### Termination Features

Termination Method to Wire & Cable	Crimp
------------------------------------	-------

### Mechanical Attachment

Screw & Hole Thread Size	3/4-20 UNEF-2A
--------------------------	----------------

Mating Alignment	With
------------------	------

Mating Retention	With
------------------	------

Panel Mount Feature	Without
---------------------	---------

Mating Retention Type	Threaded Coupling
-----------------------	-------------------

### Housing Features

Housing Color	Black
---------------	-------

Housing Material	Thermoplastic
------------------	---------------

Circular Connector Shell Size	11
-------------------------------	----

### Dimensions

Wire Size	.0509 – .823 mm <sup>2</sup>
-----------	------------------------------

Accepts Wire Insulation Diameter Range	.89 – 1.5 mm [.035 – .059 in]
--	-------------------------------

### Usage Conditions

Operating Temperature Range	-55 – 105 °C [-67 – 221 °F]
-----------------------------	-----------------------------

Fluid Resistance	Immersion
------------------	-----------

### Operation/Application

Circuit Application	Power & Signal
---------------------	----------------

Shielded	No
----------	----

### Industry Standards

UL Flammability Rating	UL 94V-0
------------------------	----------

### Packaging Features

Packaging Method	Bag
------------------	-----

Packaging Quantity	100
--------------------	-----



## Product Compliance

[For compliance documentation, visit the product page on TE.com>](#)

EU RoHS Directive 2011/65/EU	Compliant
EU ELV Directive 2000/53/EC	Compliant
China RoHS 2 Directive MIIT Order No 32, 2016	No Restricted Materials Above Threshold
EU REACH Regulation (EC) No. 1907/2006	Current ECHA Candidate List: JUNE 2022 (224) Candidate List Declared Against: JAN 2022 (223) Does not contain REACH SVHC
Halogen Content	Low Halogen - Br, Cl, F, I < 900 ppm per homogenous material. Also BFR/CFR/PVC Free
Solder Process Capability	Not reviewed for solder process capability

### Product Compliance Disclaimer

This information is provided based on reasonable inquiry of our suppliers and represents our current actual knowledge based on the information they provided. This information is subject to change. The part numbers that TE has identified as EU RoHS compliant have a maximum concentration of 0.1% by weight in homogenous materials for lead, hexavalent chromium, mercury, PBB, PBDE, DBP, BBP, DEHP, DIBP, and 0.01% for cadmium, or qualify for an exemption to these limits as defined in the Annexes of Directive 2011/65/EU (RoHS2). Finished electrical and electronic equipment products will be CE marked as required by Directive 2011/65/EU. Components may not be CE marked. Additionally, the part numbers that TE has identified as EU ELV compliant have a maximum concentration of 0.1% by weight in homogenous materials for lead, hexavalent chromium, and mercury, and 0.01% for cadmium, or qualify for an exemption to these limits as defined in the Annexes of Directive 2000/53/EC (ELV). Regarding the REACH Regulation, the information TE provides on SVHC in articles for this part number is based on the latest European Chemicals Agency (ECHA) 'Guidance on requirements for substances in articles' posted at this URL: <https://echa.europa.eu/guidance-documents/guidance-on-reach>

## Compatible Parts

<p>TE Part # CAT-AM71-C83998EE Mini Circular Plastic Connectors (CPC)</p>	<p>TE Part # 1-770985-0 MINI UMNL PIN 26-22AWG AU LP</p>	<p>TE Part # 1-770987-0 MINI UMNL PIN 22-18 AWG AU LP</p>	<p>TE Part # 770988-3 MINI UMNL SOK 22-18AWG AU LP</p>
---	--	---	--




TE Part # 1-770988-0  
MINI UMNL SOK 22-18AWG AU



TE Part # 1-794059-0  
MINI UMNL PIN L/P LF



TE Part # 770988-1  
MINI UMNL SOK 22-18AWG SN LP



TE Part # 770986-1  
MINI UMNL SOK 26-22AWG SN LP



TE Part # 770985-1  
MINI UMNL PIN 26-22AWG SN LP



TE Part # 770903-3  
MINI UMNL PIN 22-18 AWG AU



TE Part # 1-770902-1  
MINI UMNL SOK 26-22 AWG AU LF



TE Part # 770902-3  
MINI UMNL SOK 26-22 AWG AU



TE Part # 1-770835-0  
MINI UMNL PIN AU LF



TE Part # 1-770903-0  
MINI UMNL PIN 22-18 AWG AU



TE Part # 770904-3  
MINI UMNL SOK 22-18 AWG AU



TE Part # 1-770902-0  
MINI UMNL SOK 26-22 AWG AU



TE Part # 770901-1  
MINI UMNL PIN 26-22 AWG SN



TE Part # 1-770904-0  
MINI UMNL SOK 22-18 AWG AU




TE Part # 770903-1  
MINI UMNL PIN 22-18 AWG SN




TE Part # 770902-1  
MINI UMNL SOCK 26-22 AWG SN


Also in the Series | AMP CPC




Circular Connector Adapters(7)



Circular Connector Boots & Strain Relief(6)



Circular Connector Caps & Covers(16)



Circular Connector Hardware(3)



Circular Connector Keying Plugs(2)




Circular Connector Seals(36)



Circular Power Connectors(467)



Insertion &amp; Extraction Tools(1)



Power Contacts(6)



Sealing Sleeves(2)



Unscreened Circular Connector Backshells &amp; Clamps(56)

## Documents

### Product Drawings

[REC,11-8,FRE HNG,SM INS,STD KE](#)

English

### CAD Files

[3D PDF](#)

3D

Customer View Model

[ENG\\_CVM\\_CVM\\_1445826-1\\_C.2d\\_dxf.zip](#)

English

Customer View Model

[ENG\\_CVM\\_CVM\\_1445826-1\\_C.3d\\_igs.zip](#)

English

Customer View Model

[ENG\\_CVM\\_CVM\\_1445826-1\\_C.3d\\_stp.zip](#)

English

By downloading the CAD file I accept and agree to the [Terms and Conditions](#) of use.

### Datasheets & Catalog Pages

[1-1773902-9\\_CPC\\_Catalog](#)

German

[1-1773902-9\\_CPC\\_Catalog](#)

English

[1-1773902-9\\_CPC\\_Catalog](#)

[1-1773902-9\\_CPC\\_Catalog](#)

Japanese



## AMP Circular Connectors for Commercial Signal & Power Applications Continued

English

---

### Product Specifications

#### Application Specification

English